

Sample Name: Lemon Cake Tincture 1500mg
 LIMS Sample ID: 190216H004
 Batch #:
 Sample Metrc ID:
 Sample Type: Infused, Liquid Edible
 Batch Count:
 Sample Count:
 Unit Volume: 30 Milliliters per Unit
 Serving Mass:

Date Collected: 02/15/2019
 Date Received: 02/16/2019
 Tested for: Eclipse CBD
 License #:
 Address: CA
 Produced by:
 License #:
 Address:
 Overall result for batch:

Moisture Test Results

Moisture	% NT
Moisture	NT

Cannabinoid Test Results

02/17/2019

Cannabinoid analysis utilizing High Performance Liquid Chromatography (HPLC, QSP 5-4-4-4)

	mg/mL	LOD mg/mL	LOQ mg/mL
THC	ND	0.000034	0.001
THCa	ND	0.000066	0.001
CBD	60.547	0.000057	0.001
CBDa	ND	0.000038	0.001
CBN	ND	0.000029	0.001
CBDV	0.157	0.000065	0.001
CBDVa	ND	0.00003	0.001
CBG	ND	0.000086	0.001
CBGa	ND	0.000072	0.001
THCV	ND	0.000035	0.001
Δ8 - THC	ND	0.000083	0.001
CBC	ND	0.000095	0.001

Sum of Cannabinoids: 60.704 1821.120 mg/Unit

Total THC (Δ9THC+0.877*THCa) ND ND
 Total CBD (CBD+0.877*CBDa) 60.547 1816.410 mg/Unit

	Action Limit mg	
THC per Unit	1000.0	ND
THC per Serving		

Microbiological Test Results

PCR and fluorescence detection of microbiological impurities

	NT	Action Limit
Shiga toxin-producing Escherichia coli	NT	
Salmonella spp.	NT	
Aspergillus fumigatus	NT	
Aspergillus flavus	NT	
Aspergillus niger	NT	
Aspergillus terreus	NT	

Heavy Metal Test Results

Heavy metal analysis utilizing Inductively Coupled Plasma Mass Spectrometry (ICP-MS)

	µg/g	Action Limit µg/g	LOD µg/g	LOQ µg/g
Cadmium	NT			
Lead	NT			
Arsenic	NT			
Mercury	NT			

Mycotoxin Test Results

Mycotoxin analysis utilizing HPLC-Mass Spectrometry

	µg/kg	Action Limit µg/kg	LOD µg/kg	LOQ µg/kg
Aflatoxin B1, B2, G1, G2	NT			
Ochratoxin A	NT			

Water Activity Test Results

Water Activity	Aw NT	Action Limit Aw
Water Activity	NT	

Terpene Test Results

Terpene analysis utilizing Gas Chromatography - Flame Ionization Detection (GC - FID)


	mg/g	%	LOD mg/g	LOQ mg/g
☐ Bisabolol	NT			
☐ Pinene	NT			
3 Carene	NT			
Borneol	NT			
☐ Caryophyllene	NT			
Geraniol	NT			
☐ Humulene	NT			
Terpinolene	NT			
Valencene	NT			
Menthol	NT			
Nerolidol	NT			
Camphene	NT			
Eucalyptol	NT			
☐ Cedrene	NT			
Camphor	NT			
(-)-Isopulegol	NT			
Sabinene	NT			
☐ Terpinene	NT			
☐ Terpinene	NT			
Linalool	NT			
Limonene	NT			
Myrcene	NT			
Fenchol	NT			
☐ Phellandrene	NT			
Caryophyllene Oxide	NT			
Terpineol	NT			
☐ Pinene	NT			
R-(+)-Pulegone	NT			
Geranyl Acetate	NT			
Citronellol	NT			
p-Cymene	NT			
Ocimene	NT			
Guaiol	NT			
Phytol	NT			
Isoborneol	NT			

Total Terpene Concentration: NT

Sample Certification



Scan to verify at sclabs.com
 Sample must be marked as public to be viewable


 Josh Wurzer, President
 Date: 02/19/2019

Sample Name: Lemon Cake Tincture 1500mg

LIMS Sample ID: 190216H004

Batch #:

Sample Metrc ID:

Sample Type: Infused, Liquid Edible

Batch Count:

Sample Count:

Unit Volume: 30 Milliliters per Unit

Serving Mass:

Date Collected: 02/15/2019

Date Received: 02/16/2019

Tested for: Eclipse CBD

License #:

Address: CA

Produced by:

License #:

Address:

Overall result for batch:

Pesticide Test Results

Pesticide, Fungicide and plant growth regulator analysis utilizing HPLC-Mass Spectrometry and GC-Mass Spectrometry

	µg/g	Action Limit µg/g	LOD µg/g	LOQ µg/g
Abamectin	NT			
Acephate	NT			
Acequinocyl	NT			
Acetamiprid	NT			
Azoxystrobin	NT			
Bifenazate	NT			
Bifenthrin	NT			
Boscalid	NT			
Captan	NT			
Carbaryl	NT			
Chlorantraniliprole	NT			
Clofentezine	NT			
Cyfluthrin	NT			
Cypermethrin	NT			
Diazinon	NT			
Dimethomorph	NT			
Etoxazole	NT			
Fenhexamid	NT			
Fenpyroximate	NT			
Fonicamid	NT			
Fludioxonil	NT			
Hexythiazox	NT			
Imidacloprid	NT			
Kresoxim-methyl	NT			
Malathion	NT			
Metalaxyl	NT			
Methomyl	NT			
Myclobutanil	NT			
Naled	NT			
Oxamyl	NT			
Pentachloronitrobenzene	NT			
Permethrin	NT			
Phosmet	NT			
Piperonylbutoxide	NT			
Prallethrin	NT			
Propiconazole	NT			
Pyrethrins	NT			
Pyridaben	NT			
Spinetoram	NT			
Spinosad	NT			
Spiromesifen	NT			
Spirotetramat	NT			
Tebuconazole	NT			
Thiamethoxam	NT			
Trifloxystrobin	NT			

Pesticide Test Results

Pesticide, Fungicide and plant growth regulator analysis utilizing HPLC-Mass Spectrometry and GC-Mass Spectrometry

	µg/g	Action Limit µg/g	LOD µg/g	LOQ µg/g
Aldicarb	NT			
Carbofuran	NT			
Chlordane	NT			
Chlorfenapyr	NT			
Chlorpyrifos	NT			
Coumaphos	NT			
Daminozide	NT			
DDVP (Dichlorvos)	NT			
Dimethoate	NT			
Ethoprop(hos)	NT			
Etofenprox	NT			
Fenoxycarb	NT			
Fipronil	NT			
Imazalil	NT			
Methiocarb	NT			
Methyl parathion	NT			
Mevinphos	NT			
Padlobutrazol	NT			
Propoxur	NT			
Spiroxamine	NT			
Thiacloprid	NT			


Foreign Material Test Results

NT

Sample Certification



Scan to verify at sclabs.com
 Sample must be marked as public to be viewable


 Josh Wurzer, President
 Date: 02/19/2019

Sample Name: Lemon Cake Tincture 1500mg

LIMS Sample ID: 190216H004

Batch #:

Sample Metrc ID:

Sample Type: Infused, Liquid Edible

Batch Count:

Sample Count:

Unit Volume: 30 Milliliters per Unit

Serving Mass:

Date Collected: 02/15/2019

Date Received: 02/16/2019

Tested for: Eclipse CBD

License #:

Address: CA

Produced by:

License #:

Address:

Overall result for batch:

Residual Solvent Test Results

Residual Solvent analysis utilizing Gas Chromatography - Mass Spectrometry (GC - MS)

	µg/g	Action Limit µg/g	LOD µg/g	LOQ µg/g
1,2-Dichloroethane	NT			
Benzene	NT			
Chloroform	NT			
Ethylene Oxide	NT			
Methylene chloride	NT			
Trichloroethylene	NT			
Acetone	NT			
Acetonitrile	NT			
Butane	NT			
Ethanol	NT			
Ethyl acetate	NT			
Ethyl ether	NT			
Heptane	NT			
Hexane	NT			
Isopropyl Alcohol	NT			
Methanol	NT			
Pentane	NT			
Propane	NT			
Toluene	NT			
Total Xylenes	NT			


Note

Batch Photo

Sample Certification



Scan to verify at sclabs.com
Sample must be marked as public to be viewable


Josh Wurzer, President
Date: 02/19/2019