

Sample Name: LEMON CAKE MCT 1000mg
 LIMS Sample ID: 190209R001
 Batch #:
 Sample Metric ID:
 Sample Type: Infused, Liquid Edible
 Batch Count:
 Sample Count:
 Unit Mass: 30 Grams per Unit
 Serving Mass:

Date Collected: 02/09/2019
 Date Received: 02/09/2019
 Tested for: Eclipse CBD
 License #:
 Address: CA
 Produced by:
 License #:
 Address:
 Overall result for batch:

Moisture Test Results

Moisture	% NT
Moisture	NT

Cannabinoid Test Results

02/12/2019

Cannabinoid analysis utilizing High Performance Liquid Chromatography (HPLC, QSP 5-4-4-4)

	mg/g	%	LOD mg/g	LOQ mg/g
THC	ND	ND	0.000034	0.001
THCa	ND	ND	0.000066	0.001
CBD	39.829	3.9829	0.000057	0.001
CBDa	ND	ND	0.000038	0.001
CBN	ND	ND	0.000029	0.001
CBDV	0.091	0.0091	0.000065	0.001
CBDVa	ND	ND	0.00003	0.001
CBG	ND	ND	0.000086	0.001
CBGa	ND	ND	0.000072	0.001
THCV	ND	ND	0.000035	0.001
Δ8 - THC	ND	ND	0.000083	0.001
CBC	ND	ND	0.000095	0.001

Sum of Cannabinoids: 39.920 3.992 1197.600 mg/Unit

Total THC (Δ9THC+0.877*THCa) ND ND ND
 Total CBD (CBD+0.877*CBDa) 39.829 3.9829 1194.870 mg/Unit

THC per Unit Action Limit mg ND
 THC per Serving 1000.0

Microbiological Test Results

02/11/2019

PCR and fluorescence detection of microbiological impurities

	ND	Action Limit
Shiga toxin-producing Escherichia coli	ND	ND
Salmonella spp.	ND	ND
Aspergillus fumigatus	NT	
Aspergillus flavus	NT	
Aspergillus niger	NT	
Aspergillus terreus	NT	

Heavy Metal Test Results

Heavy metal analysis utilizing Inductively Coupled Plasma Mass Spectrometry (ICP-MS)

	µg/g	Action Limit µg/g	LOD µg/g	LOQ µg/g
Cadmium	NT			
Lead	NT			
Arsenic	NT			
Mercury	NT			

Mycotoxin Test Results

Mycotoxin analysis utilizing HPLC-Mass Spectrometry

	µg/kg	Action Limit µg/kg	LOD µg/kg	LOQ µg/kg
Aflatoxin B1, B2, G1, G2	NT			
Ochratoxin A	NT			

Water Activity Test Results

Water Activity	Aw NT	Action Limit Aw
Water Activity	NT	

Terpene Test Results

Terpene analysis utilizing Gas Chromatography - Flame Ionization Detection (GC - FID)


	mg/g	%	LOD mg/g	LOQ mg/g
☐ Bisabolol	NT			
☐ Pinene	NT			
3 Carene	NT			
Borneol	NT			
☐ Caryophyllene	NT			
Geraniol	NT			
☐ Humulene	NT			
Terpinolene	NT			
Valencene	NT			
Menthol	NT			
Nerolidol	NT			
Camphene	NT			
Eucalyptol	NT			
☐ Cedrene	NT			
Camphor	NT			
(-)-Isopulegol	NT			
Sabinene	NT			
☐ Terpinene	NT			
☐ Terpinene	NT			
Linalool	NT			
Limonene	NT			
Myrcene	NT			
Fenchol	NT			
☐ Phellandrene	NT			
Caryophyllene Oxide	NT			
Terpineol	NT			
☐ Pinene	NT			
R-(+)-Pulegone	NT			
Geranyl Acetate	NT			
Citronellol	NT			
p-Cymene	NT			
Ocimene	NT			
Guaiol	NT			
Phytol	NT			
Isoborneol	NT			

Total Terpene Concentration: NT

Sample Certification



Scan to verify at sclabs.com
 Sample must be marked as public to be viewable


 Josh Wurzer, President
 Date: 02/12/2019

Sample Name: LEMON CAKE MCT 1000mg

LIMS Sample ID: 190209R001

Batch #:

Sample Metric ID:

Sample Type: Infused, Liquid Edible

Batch Count:

Sample Count:

Unit Mass: 30 Grams per Unit

Serving Mass:

Date Collected: 02/09/2019

Date Received: 02/09/2019

Tested for: Eclipse CBD

License #:

Address: CA

Produced by:

License #:

Address:

Overall result for batch:

Pesticide Test Results

02/12/2019

Pesticide, Fungicide and plant growth regulator analysis utilizing HPLC-Mass Spectrometry

	µg/g	Action Limit µg/g	Reporting Limit µg/g
Abamectin	ND	0.3	0.05
Bifenazate	ND	5.0	0.05
Bifenthrin	ND	0.5	0.25
Boscalid	ND	10.0	0.05
Etoxazole	ND	1.5	0.05
Imidacloprid	ND	3.0	1.5
Myclobutanil	<RL	9.0	0.05
Piperonylbutoxide	ND	8.0	1.5
Pyrethrins	ND	1.0	0.25
Spinosad	ND	3.0	0.05
Spiromesifen	ND	12.0	0.05
Spirotetramat	ND	13.0	0.05


Foreign Material Test Results

NT

Sample Certification



Scan to verify at sclabs.com
Sample must be marked as public to be viewable


Josh Wurzer, President
Date: 02/12/2019

Sample Name: LEMON CAKE MCT 1000mg

LIMS Sample ID: 190209R001

Batch #:

Sample Metrc ID:

Sample Type: Infused, Liquid Edible

Batch Count:

Sample Count:

Unit Mass: 30 Grams per Unit

Serving Mass:

Date Collected: 02/09/2019

Date Received: 02/09/2019

Tested for: Eclipse CBD

License #:

Address: CA

Produced by:

License #:

Address:

Overall result for batch:

Residual Solvent Test Results

Residual Solvent analysis utilizing Gas Chromatography - Mass Spectrometry (GC - MS)

	µg/g	Action Limit µg/g	LOD µg/g	LOQ µg/g
1,2-Dichloroethane	NT			
Benzene	NT			
Chloroform	NT			
Ethylene Oxide	NT			
Methylene chloride	NT			
Trichloroethylene	NT			
Acetone	NT			
Acetonitrile	NT			
Butane	NT			
Ethanol	NT			
Ethyl acetate	NT			
Ethyl ether	NT			
Heptane	NT			
Hexane	NT			
Isopropyl Alcohol	NT			
Methanol	NT			
Pentane	NT			
Propane	NT			
Toluene	NT			
Total Xylenes	NT			

Batch Photo

Label Claim Test Results

Cannabinoids

Description	Claim	Actual	% Diff	Fail Limit
N/A	N/A	N/A	N/A	N/A

Terpenoids


Description	Claim	Actual	% Diff	Fail Limit
N/A	N/A	N/A	N/A	N/A

Note

Sample Certification



Scan to verify at sclabs.com
Sample must be marked as public to be viewable


Josh Wurzer, President
Date: 02/12/2019